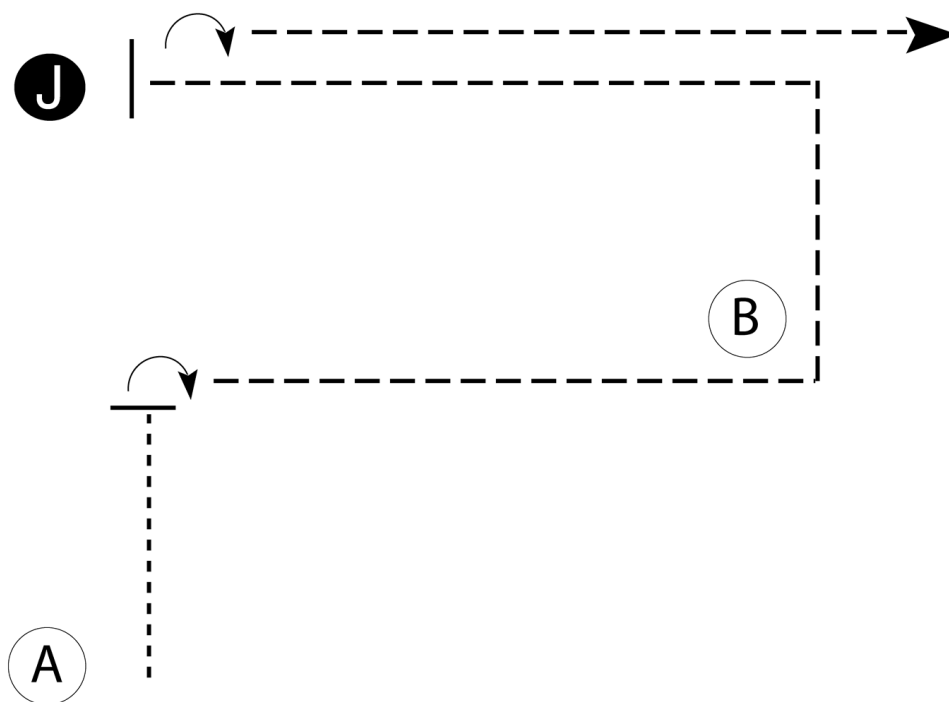


HCSC 2023 Performance Series

Showmanship class 10 (Beginner)

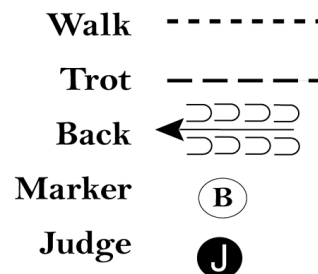
Show Date: 05-27-2023



Be ready at A.

1. Walk half the distance to the judge.
2. Perform a 1/4 turn.
3. Trot to and around B and toward Judge as shown.
4. Stop and set up for inspection.
5. When dismissed, perform a 1/2 turn and trot straight away.

Follow the instructions of your ring steward.



[S/WT-81]

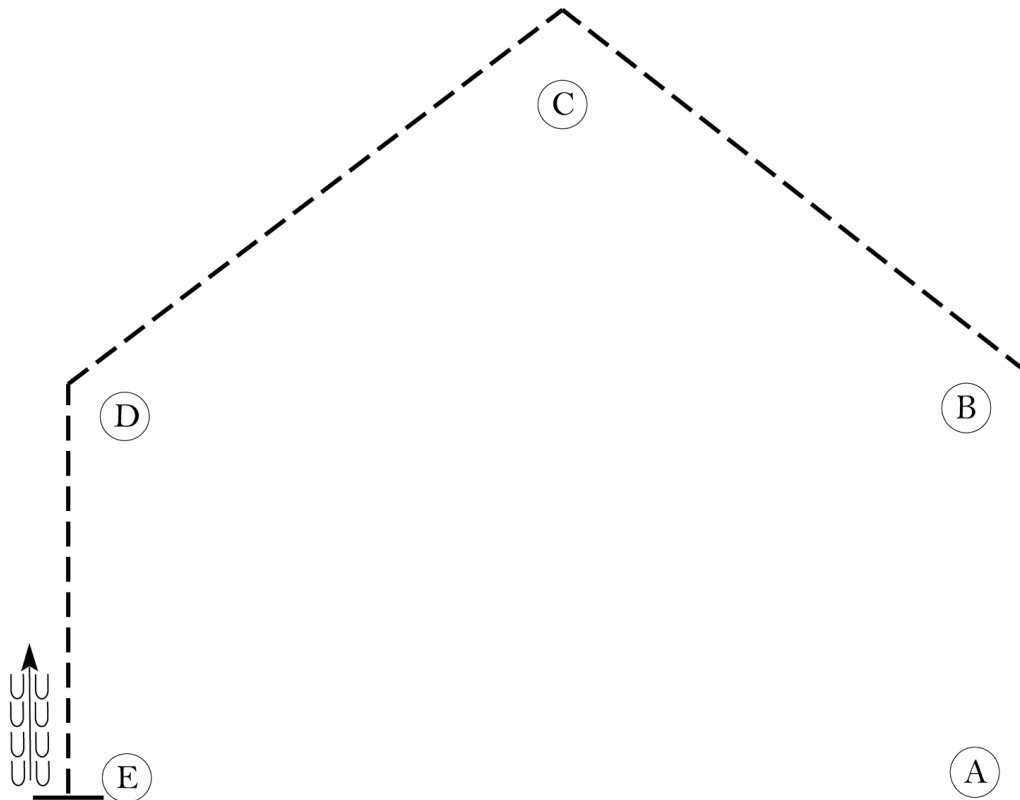
Pattern Provided by:

Margy Morgan

HCSC 2023 Performance Series

Equitation class 27 (Beginner)

Show Date: 05-27-2023



Be ready at A.

1. Walk to B.
2. Trot on the left diagonal to C.
3. Change diagonals and trot on the right diagonal to D.
4. Sitting trot to E.
5. Halt at E and back approximately one horse length.

When dismissed, follow the instructions of your ring steward.

Walk	-----
Trot	- - - - -
Extended Trot	— — — —
Canter	—————
Leg Yield	
Lead Change	↘
Back	←←←←←
Marker	⊙
Sidepass	←←←←←
Hand Gallop	— — — —

[HSE/WT-37]

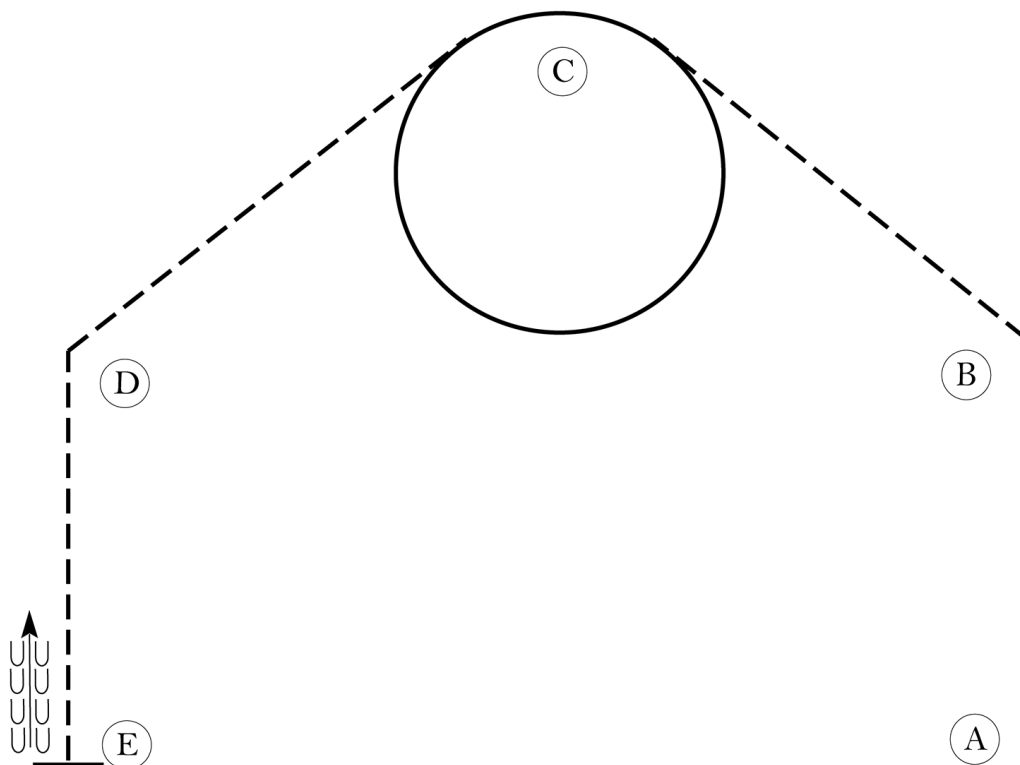
Pattern Provided by:

Margy Morgan

HCSC 2023 Performance Series

Equitation class 26 (10-13)

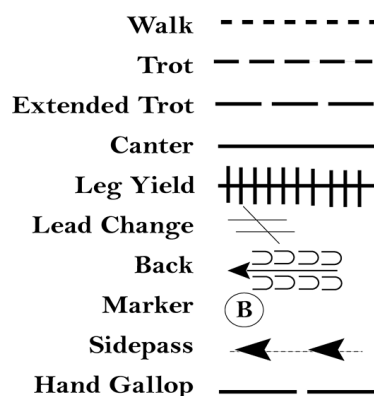
Show Date: 05-27-2023



Be ready at A.

1. Walk approximately 2 horse lengths from A.
2. Trot on the right diagonal to C.
3. Canter a circle on the left lead around C.
4. Sitting trot to D.
5. Trot on the left diagonal to E.
6. Halt at E and back approximately one horse length.

When dismissed, follow the instructions of your ring steward.



[HSE/1-37]

Pattern Provided by:

Margy Morgan

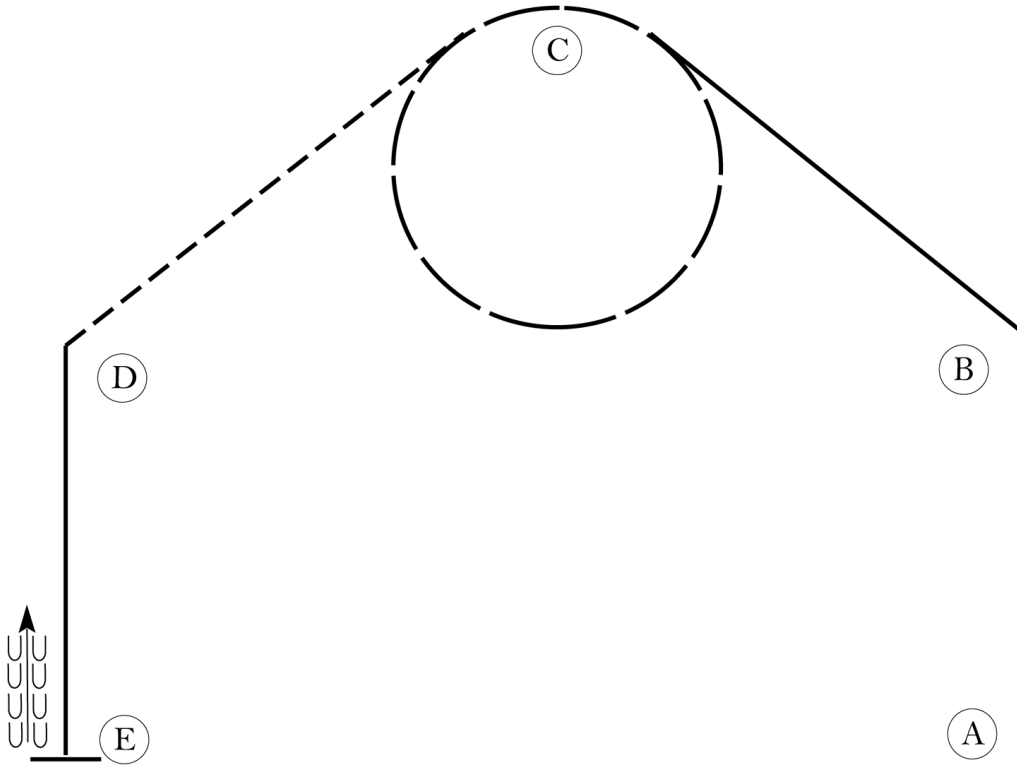
w w w . H o r s e S h o w P a t t e r n s . c o m

w w w . H o r s e S h o w P a t t e r n s . c o m

HCSC 2023 Performance Series

Equitation class 24 and 25 (19 & up, 14-18)

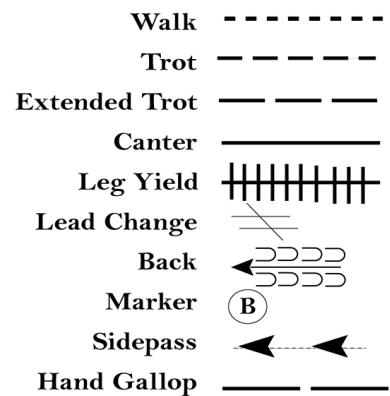
Show Date: 05-27-2023



Be ready at A.

1. Walk approximately 2 horse lengths from A.
2. Trot on the right diagonal to B.
3. Canter on the left lead to C.
4. Hand gallop a circle around C.
5. Trot on the left diagonal to D.
6. Canter on the right lead to E.
7. Halt at E and back approximately one horse length.

When dismissed, follow the instructions of your ring steward.



[HSE/3-37]

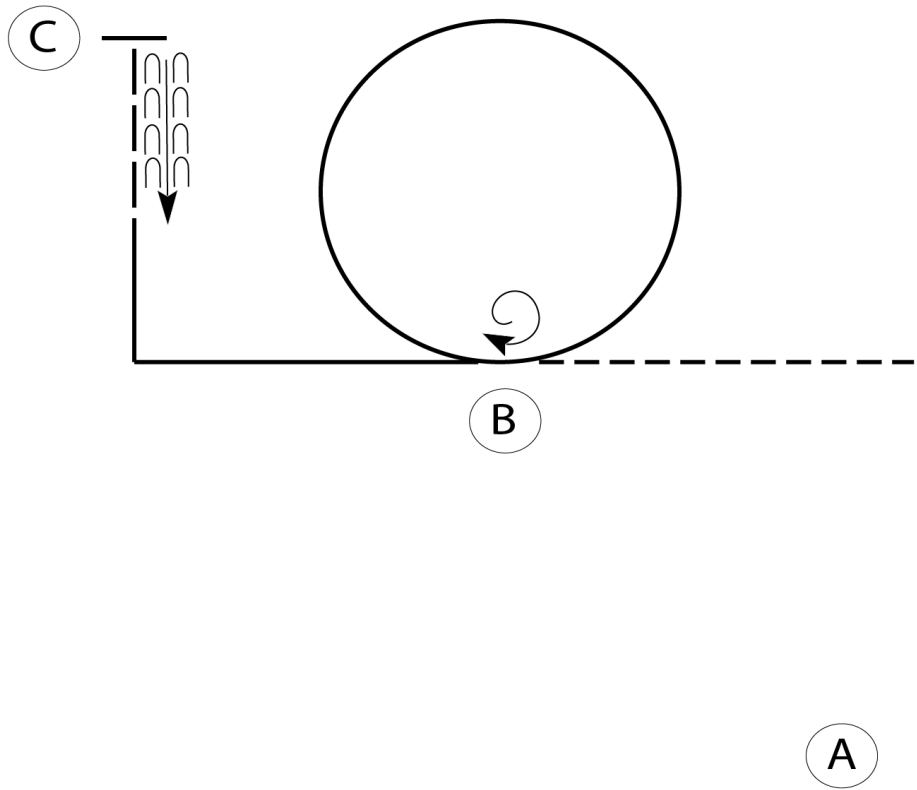
Pattern Provided by:

Margy Morgan

HCSC 2023 Performance Series

Horsemanship class 47 and 48 (19 & over, 14-18)

Show Date: 05-27-2023



Be ready at A.

1. Jog to B.
2. Stop at B and perform a 360 degree turn right.
3. Lope a circle to the right on the right lead.
4. Continue the lope toward C and lope a square corner.
5. Halfway to C, break to an extended jog to C.
6. Stop at C and back approximately one horse length.

Follow the instructions of your ring steward.

Walk	-----
Jog	- - - - -
Extended Jog	- - - - -
Lope	—————
Lead Change	
Back	
Marker	(B)

[WH/3-103]

Pattern Provided by:

Margy Morgan

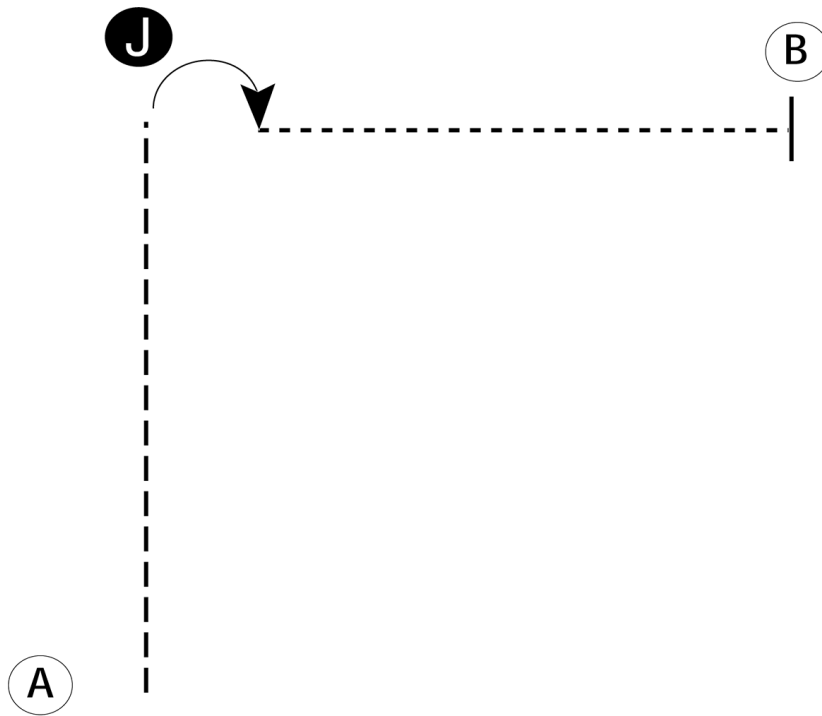
HCSC 2023 Performance Series

Showmanship class 28 (Exceptional Riders)

Show Date: 05-27-2023

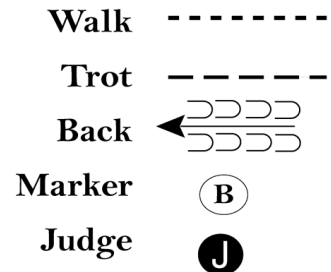
w w w . H o r s e S h o w P a t t e r n s . c o m

w w w . H o r s e S h o w P a t t e r n s . c o m



Be ready at A.

1. Trot from A to Judge.
2. Stop and set up for inspection.
3. When dismissed, perform a 90 degree turn.
4. Walk away from judge to B.
5. Stop at B.
6. Follow the instructions of your ring steward.



[SWT-8]

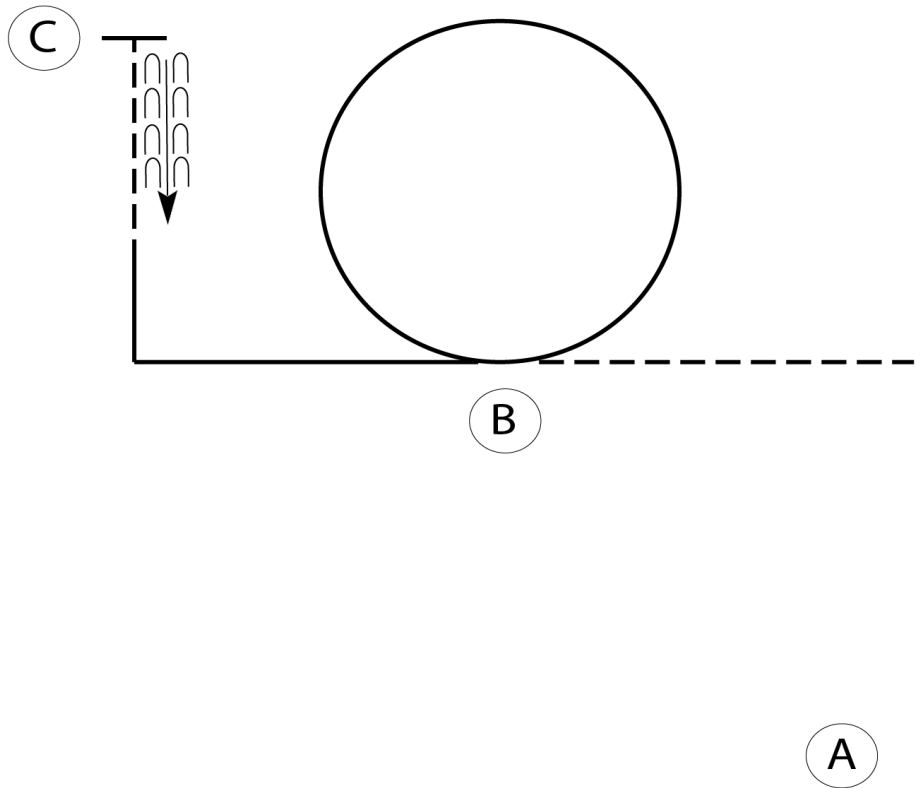
Pattern Provided by:

Margy Morgan

HCSC 2023 Performance Series

Horsemanship class 49 (13 & under)

Show Date: 05-27-2023



Be ready at A.

1. Jog to B.
2. Lope a circle to the right on the right lead.
3. Continue the lope toward C and lope a square corner.
4. Halfway to C, break to a jog to C.
5. Stop at C and back approximately one horse length.

Follow the instructions of your ring steward.

Walk	-----
Jog	-----
Extended Jog	-----
Lope	-----
Lead Change	
Back	
Marker	

[WH/1-103]

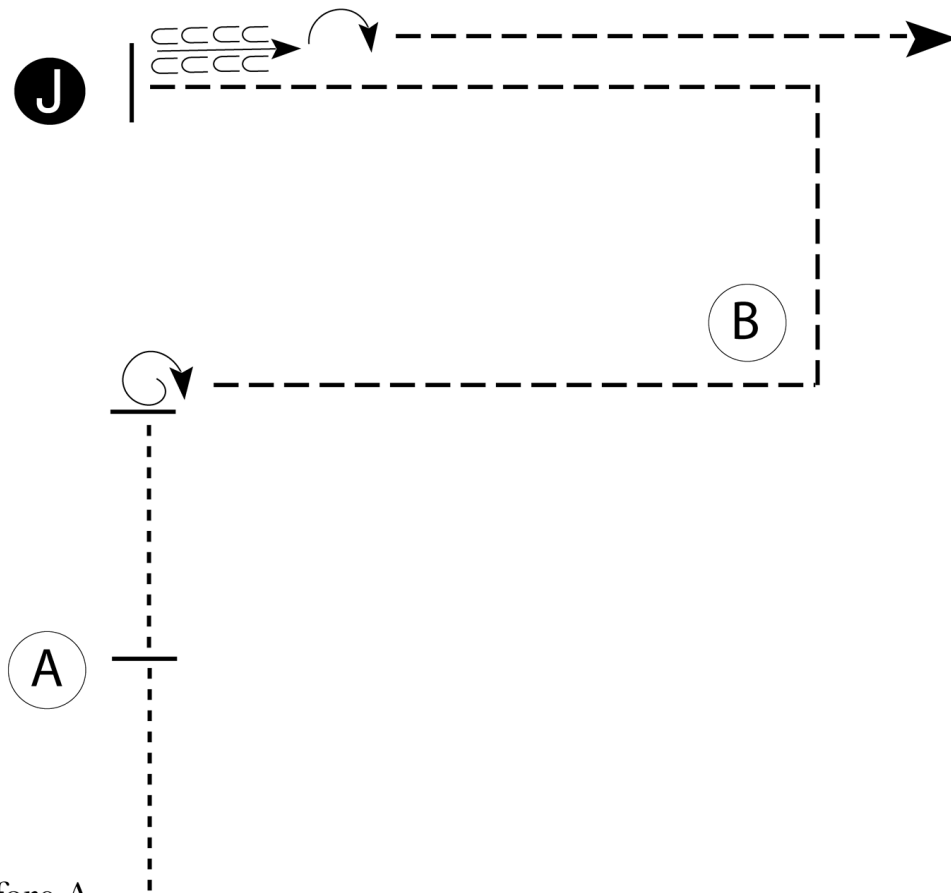
Pattern Provided by:

Margy Morgan

HCSC 2023 Performance Series

Showmanship class 7 and 8 (14-18, 19 & up)

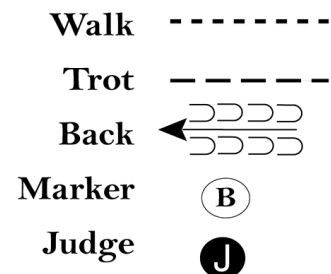
Show Date: 05-27-2023



Be ready before A.

1. Walk to A. Stop and set up. Present your horse to the Judge. Walk half the distance to the judge.
2. Perform a 1 1/4 turn.
3. Trot to B. Trot two square corners and continue to trot to Judge.
4. Stop and set up for inspection.
5. When dismissed, back approximately one horse length.
6. Perform a 1/2 turn and trot straight away.

Follow the instructions of your ring steward.



[S/2-81]

Pattern Provided by:

Margy Morgan

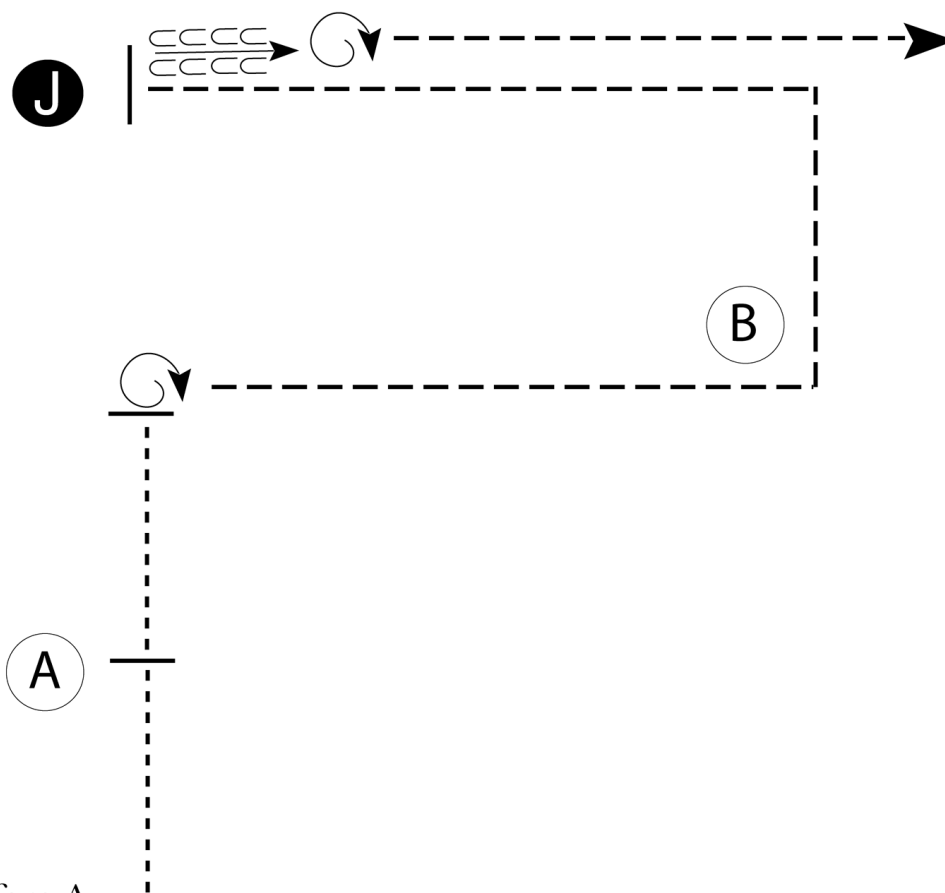
HCSC 2023 Performance Series

Showmanship class 11 (Open)

Show Date: 05-27-2023

w w w . H o r s e S h o w P a t t e r n s . c o m

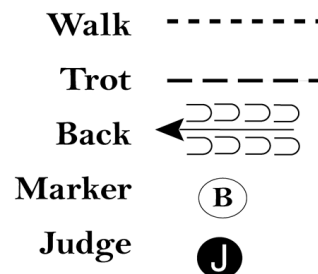
w w w . H o r s e S h o w P a t t e r n s . c o m



Be ready before A.

1. Walk to A. Stop and set up. Present your horse to the Judge. Walk half the distance to the judge.
2. Perform a 1 1/4 turn.
3. Trot to B. Trot two square corners and continue to trot to Judge.
4. Stop and set up for inspection.
5. When dismissed, back approximately one horse length.
6. Perform a 1 1/2 turn and trot straight away.

Follow the instructions of your ring steward.



[S/3-81]

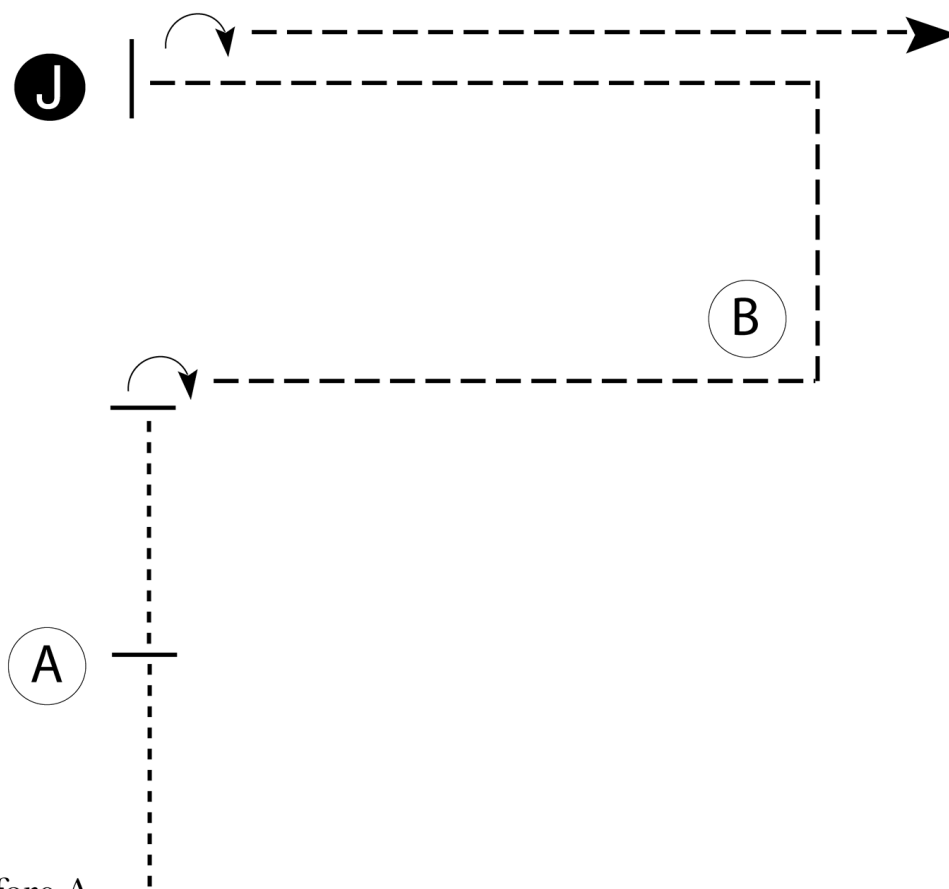
Pattern Provided by:

Margy Morgan

HCSC 2023 Performance Series

Showmanship class 9 (13 & under)

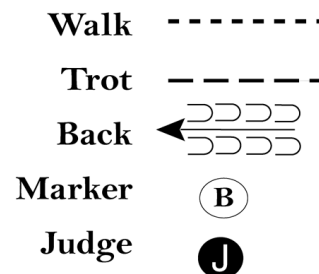
Show Date: 05-27-2023



Be ready before A.

1. Walk to A. Stop and set up. Present your horse to the Judge. Walk half the distance to the judge.
2. Perform a 1/4 turn.
3. Trot to B. Trot two square corners and continue to trot to Judge.
4. Stop and set up for inspection.
5. When dismissed, perform a 1/2 turn and trot straight away.

Follow the instructions of your ring steward.



[S/1-81]

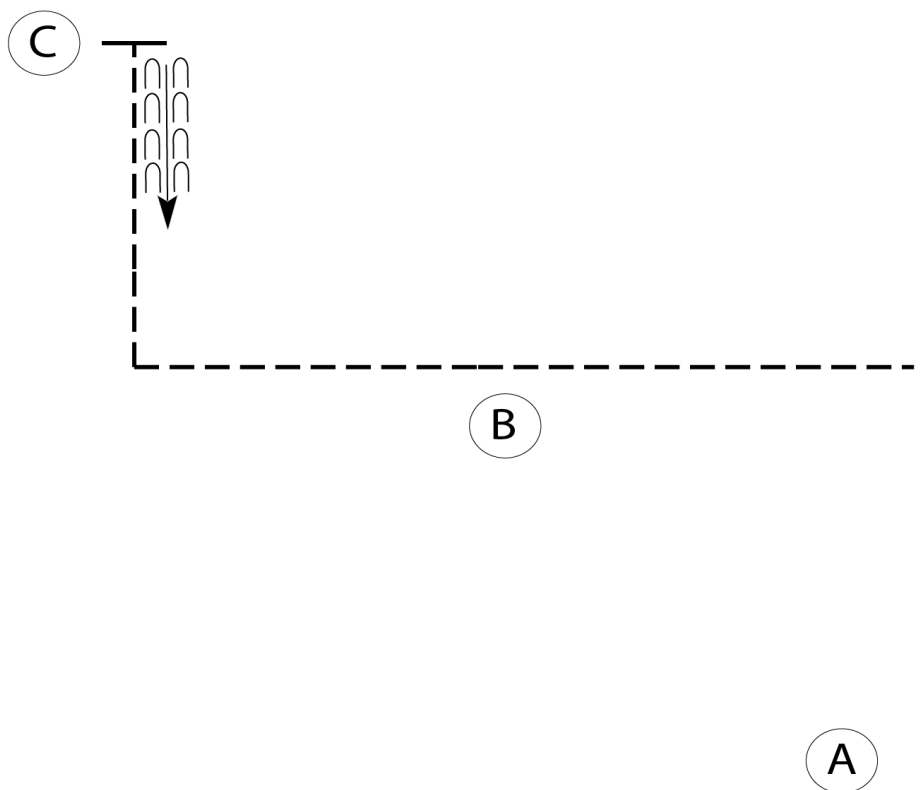
Pattern Provided by:

Margy Morgan

HCSC 2023 Performance Series

Horsemanship class 50 (Beginner)

Show Date: 05-27-2023



Be ready at A.

1. Walk until even with B.
2. Make a square corner at the walk then jog past B.
3. Continue the jog toward C.
4. Stop at C and back approximately one horse length.

Follow the instructions of your ring steward.

Walk	-----
Jog	- - - - -
Extended Jog	- - - - -
Lope	—————
Lead Change	——— ———
Back	←——— ←——— ←———
Marker	(B)

[WH/WT-103]

Pattern Provided by:

Margy Morgan